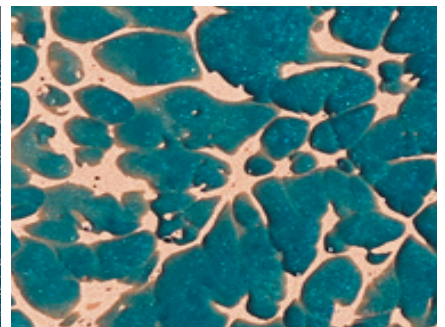





Stability, strength and permanence, Entoma adds richness without overpowering. This is an emotional recalibration of the use of the noble and classical material, bronze. Bronze is a very adaptable material – the fact that it has been used for thousands of years demonstrates that. Warm and tactile, wonderfully versatile with the ability to be married with many other materials. Entoma is a confident and bold surface; a combination of resin and liquid bronze applied, with hand tools, using age-old techniques. By finely manipulating and smoothing the surface with fingertips in a methodical route across the panel, Entoma slowly evolves into a brutalistic highly textural, expressive form.



COLOUR OPTIONS



DARK



LIGHT

DIMENSIONS

Our standard 'RTI' panels are 'Ready-To-Install' panels. These are made to order at a set standard size of **1200 x 2400mm** approx. 8' x 4' *

**dimensions are approximate and may differ either way by 50mm.*

WIDTH:

4' / 1220mm

HEIGHT:

8' / 2440mm

There are no bounds to what we can do and our CTO 'Customised-To-Order' panels are for bespoke commissions, incurring extra fees. Do contact us for more information on custom and bespoke projects.

COATING & LACQUER

NANO COATING:

Nano Coating is hydrophobic (water repellent), oleo phobic (oil repellent) surface layer that repels water, oil, dirt, and other dry particles. Nano Coating does not change the colour of the surface to which they are applied.

POLYURETHANE LACQUER:

Polyurethane Lacquer is highly durable finish resistant to heat, chemicals, and wear and tear such as scratches.

CLASS 'O' FIRE RATE LACQUER:


A clear, fire retarded lacquer creating an insulating barrier, protecting timber surfaces from flames, heat and oxygen and suppressing emission of deadly smoke & gasses.

SURFACE VARIATIONS

All WATSON & GABB goods are produced via a combination of hand and state-of-the-art technology, therefore will always be subject to naturally slight colour, tone, character and finish variation.

WATSON & GABB value objects that patina with age, surfaces that grow rich with the signs of daily use are part of the joy of living with great design. Our surfaces are designed and crafted to last a lifetime, so to help them age gracefully we recommend you read our 'Care Guide'

We cannot be held responsible for damage caused by poor workmanship, improper storage conditions, nor damage on site.



SUBSTRATES

18mm Birch Plywood,
TensorGrip® L17.

EDGES

WATSON & GABB surfaces and panels are composed of layers. The edges come as trimmed and un-sanded, unless otherwise specified. The edge is cut to allow for a square panel.

Edges can be cut, sanded, and finished to match the surface, or alternatively they can be edged according to the design intent, Further joinery and assembly to be carried out by project contractor.

We offer a CNC cutting service allowing all shapes and sizes to be accommodated and shipped as finished items. Surcharges will apply, please send details of your project to enquires@watsonandgabb.com to receive a quote.

INSTALLATION

WATSON & GABB Goods are designed to be 'Cut-to-Size' and installed by the Buyer. We provide installation instructions for each purchase.

Please reference the 'Installation Guide' prior to attempting installation.

WATSON & GABB accept no liability upon installation of Goods and will not take responsibility or accountability for works provided by any sub-contractors.

WATSON & GABB do have an 'Installation Service', a surcharge will apply, please send details of your project to enquires@watsonandgabb.com to receive current lead time estimates and a quote.

STORAGE

WATSON & GABB surfaces and panels should be stored where no moisture can attack them.

Storage conditions should have a relative humidity of between 35% and 60% and be suitable for timber products

LEAD TIMES

8-12 weeks, unless advised otherwise in writing. Due to the hand-crafted nature of our artisan individually produced pieces, unanticipated delays may occur.